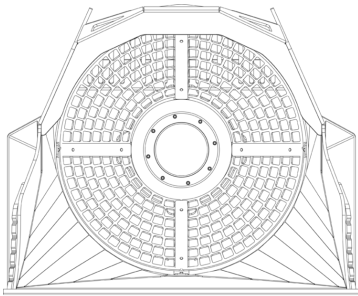

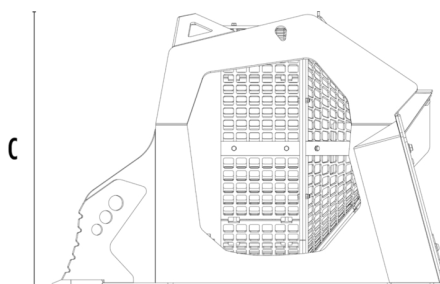


SCREENING BUCKET MB-LS170 S2



A



B



SPECIFICATIONS



Recommended backhoe loader

ton

8 - 15



Recommended loader*

ton

8 - 15

Weight

ton

1,45

Load capacity

m³

1.1

Pressure

bar

160 - 200

Back pressure

bar

< 20

Oil flow rate**

l/min

80 - 100

Basket diameter

mm

1200

Basket depth

mm

900

Size A

mm

1670

Size B

mm

1930

Size C

mm

1360

* Please verify machine's Rated Operating Capacity.

** The minimum hydraulic flow rate value must be alongside the required operating pressure.

OPTIONAL ACCESSORIES

Hour meter

24 Month Warranty

APPLICATION AREAS



Road works



Quarry



Mines



Tunnels



Enclosed spaces



Inert material recycling



Urban construction sites



Maintaining landscape and agricultural areas