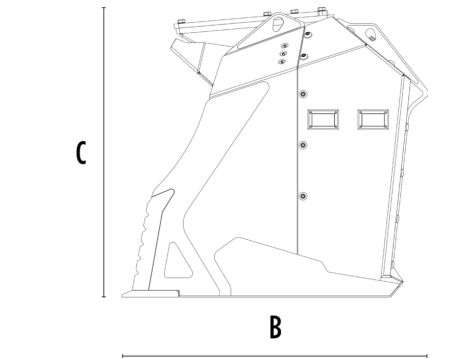
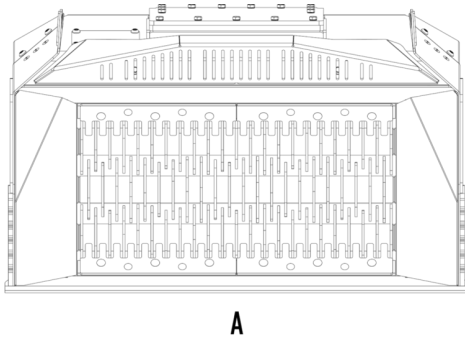




# SHAFTS SCREENER MB-HDS320










## SPECIFICATIONS

	Recommended excavator	ton	18 - 24
	Recommended loader*	ton	11 - 14
	Weight	ton	2,1
	Load capacity	m <sup>3</sup>	1,35
	Pressure	bar	250 - 300
	Back pressure	bar	< 20
	Oil flow rate**	l/min	120 - 160
	Size A	mm	2050
	Size B	mm	1350
	Size C	mm	1250

\* Please verify machine's Rated Operating Capacity.

\*\* The minimum hydraulic flow rate value must be alongside the required operating pressure.

## SHAFT KIT

KIT	ADJUSTMENT*	APPLICATION
 RQ8 Sifting kit	8 mm	Sifting damp/dry soil Soil Aeration
 RQ20 Sifting kit	20 mm	
 RQ50 Sifting kit	50 mm	
 RM Mixer kit		Coal reduction Soil Aeration Compost Aeration Glass reduction Drywall reduction
 RE8 Fine sifting kit	8.5 mm	Sifting damp/dry soil
 RE16 Fine sifting kit	16 mm	
 RC Compost kit	36.5 mm	Shredding foliage and small branches Composting

\* Shafts in closed position.

## OPTIONAL ACCESSORIES

Shaft holder

24 Month Warranty

## APPLICATION AREAS



Road works



Quarry



Mines



Tunnels



Enclosed spaces



Pipelines



Inert material recycling



Excavations



Urban construction sites



Foundries



Maintaining landscape and agricultural areas